



**Mobile IT, Secure Medication Distribution
& Care Carts**

Mobile IT, Secure Medication Distribution & Care Carts

Medicart - General specifications	3
Medicart Drawers Standard & Small	5
Medicart Drawers Standard & Small - Standard Configurations	9
Medicart Roller Shutter	13
Medicart Roller Shutter - Standard Configuration	17
Medicart IT.....	19
Medicart IT - Standard Configurations	23
Roll-IT	25
Belintra Fleet Manager	31
LiFePO4 battery	35
Medicart - Options for locking	37
Medicart - Accessories	41
Medicart - Accessories overview	49
Medicart Drawers Double	51
T-clear medication bins	53
Vita medication bins.....	55
Medina medication bins.....	57
Working with IMP	59
Closed modular care trolleys	61
Open modular ward trolleys.....	65
Open modular ward trolleys - Configurations.....	66
Open modular ward trolleys - Accessories	67

Medicart - General specifications



Medicart Drawers Standard & Small



Medicart Roller Shutter

All three models of the Belintra Medicarts are **multifunctional medication carts**, assembled in a modular way, with numerous options in configuration and applications. The medication carts have a **very low rolling resistance** and today find their application in emergency, residential and care centers, anesthesia, surgery, ...

The Medicarts are built to the **highest safety standards** and also meet all ergonomic and hygienic requirements. They can be equipped with a wide range of accessories and **with or without IT and locking**.



» Synthetic worktop

The sleek synthetic worktop consists of **one continuous surface** with raised edges on 3 sides. There are **no sharp edges**, which makes the worktop easy to clean.

The worktop has a high scratch resistance, suitable for all common cleaning products and disinfectants and is UV- and heat-resistant. Everything wipes right off, even disinfectants that stain like ISO Betadine®.

A stainless steel worktop is also possible upon request.



» Corner profiles

The extrusions are designed as such, that all Belintra accessories can be installed very easily, even by your own technical staff.

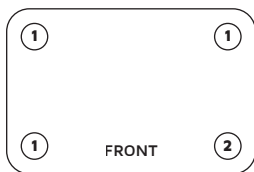


» Castors

The castors meet the highest quality standards, and the design is the result of years of expertise. Studies have shown that the dual castors result in **50% less rolling resistance and improved maneuverability of the cart**.



The Medicart has dual Tente® swivel castors, 1 with a brake (antistatic).



1. Swivel castor
2. Swivel castor with brake - antistatic

Option: swivel castor with brake and/or swivel castor with directional lock

» Double castors study: low rolling resistance and easy to manoeuvre

Type of medical cart		Competitor cart 1	Competitor cart 2	Belintra Test cart
Start forward thrust Castors straight	Measurement 1	5,38	7,90	2,79
	Measurement 2	6,40	6,30	3,98
	Measurement 3	7,40	6,90	3,92
	Average	6,39	7,03	3,56
Start forward thrust Castors transverse	Measurement 1	8,30	10,20	7,70
	Measurement 2	8,10	9,50	7,40
	Measurement 3	9,80	12,40	6,10
	Average	8,73	10,70	7,07

Medicart Drawers Standard & Small



The new generation of Medicart Drawers Standard and Small is assembled according to a new concept. In total, the medication cart has 13 positions (13P). This results in a standard height of the worktop of approximately 105 cm, which is **ergonomically** recommended.

The Medicart Drawers Standard can also be filled with medication bins on trays.

The smaller dimensions of the Medicart Drawers Small make this medication trolley extremely maneuverable and user-friendly for distribution of medication in the room. It is sufficient to provide the modules with the necessary dividers to separate the doses per patient.

The cart can be completely tailored to your needs, thanks to the combination of different drawer heights and the selection of accessories.

» Range of colours

To personalise your Medicarts you can choose the colour of the drawers for the Medicart Standard (a mix of colours is possible). There is a choice of 4 standard colours, other colours are available on request.

For the Medicart Small, the drawer fronts are grey as standard. All other colours are available on request.



Grey



Mamba green



Atoll blue



Red



Zinc yellow*



Navy blue*

* Also for Medicart Standard only on request. Colours on request usually have a higher cost price and longer delivery time.



» Content

The 13 drawer positions can be filled according to your own needs with drawers for baskets 50, 100 and 200 mm high, an extendable worktop in the upper position and for the Standard version medication bins on trays.



» Runners












The runners are equipped with a **soft-closing system**. The drawer slows down as it closes and is then slowly pulled shut. The runners are enclosed in the drawer frame so they are invisible, resulting in a sleek design, which also prevents contact with grime or grease which leads to **better hygiene**. **The drawer is 105% extendable** which makes it easy to remove the trays from the frame.



» Handles

The drawers have **aluminum-look** handles that can be easily cleaned and disinfected thanks to the rounded corners. The handles are **ergonomic** and have a **lacquered finish** which is soft to the touch.

» Medicart Drawers Standard - Height calculation

1P		Drawer for a 50 mm module 	
		Extendable worktop	
2P		Drawer for a 100 mm module 	Drawer for medication bins 
		Drawer for a 100 mm module 	Drawer for medication bins (with extra space) 
3P		Drawer for a 200 mm basket 	
4P			

The Medicart with drawers has 13 positions (13P).

Dimensions Medicart: 702 x 554 x 1103 mm. **Standard height for the worktop:** 1053 mm.

1P - For 50 mm modules or extendable worktop

2P - For 100 mm modules or medication bins










3P - For 100 mm modules or medication bins (with extra space)

4P - For 200 mm baskets

» Examples of combinations



» Medicart Drawers Small - Height calculation

1P		Drawer for a 50 mm module 
		Extendable worktop
2P		Drawer for a 100 mm module 
3P		Drawer for a 100 mm module 
4P		Drawer for a 200 mm basket 

The Medicart Drawers Small has 13 positions (13P).

Dimensions Medicart Small: 502 x 464 x 1102 mm. **Standard height for the worktop:** 1052 mm.

1P - For 50 mm modules or extendable worktop

2P - For 100 mm modules

3P - For 100 mm modules (with extra space)

4P - For 200 mm baskets

» Examples of combinations



Medicart Drawers Standard & Small - Standard Configurations

» Medicart Drawers Standard - Configurations



Ext. dimensions 702 x 554 x 1103 mm

Worktop height 1053 mm

Number of positions 13

Standard colour body



Colours drawer fronts



The configurations below include

in the drawers:

- ABS modules 50 mm incl. 2 short and 1 long divider
- ABS modules 100 mm incl. 2 short and 1 long divider
- ABS baskets 200 mm incl. 2 short and 1 long divider

in the drawers for medication trays:

- T-clear medication bins (6 bins per tray incl. 3 dividers per bin)

» Medicart Drawers Standard - Configuration 1

- 1 drawer of 50 mm
- 4 drawers of 100 mm
- 1 drawer of 200 mm

» Medicart Drawers Standard - Configuration 2

- 5 drawers of 100 mm
- 1 drawer of 150 mm

» Medicart Drawers Standard - Configuration 3

- 1 drawer of 50 mm
- 3 drawers of 100 mm
- 2 drawers of 150 mm

» Medicart Drawers Standard - Configuration 4

- 1 drawer of 100 mm
- 1 drawer of 150 mm
- 2 drawers of 200 mm

» Medicart Drawers Standard - Configuration 5

- 2 drawers of 50 mm
- 4 drawers of 100 mm
- 1 drawer of 150 mm

» Medicart Drawers Standard - Configuration 6

- 1 drawer of 50 mm
- 3 drawers for medication trays of 100 mm
- 1 drawer of 100 mm
- 1 drawer of 200 mm


» Medicart Drawers Standard Keypad - Configurations



Ext. dimensions 702 x 554 x 1103 mm

Worktop height 1053 mm

Number of positions 13

Standard colour body 

Colours drawer fronts    

The configurations below include

in the drawers:

- ABS modules 50 mm incl. 2 short and 1 long divider
- ABS modules 100 mm incl. 2 short and 1 long divider
- ABS baskets 200 mm incl. 2 short and 1 long divider

in the drawers for medication trays:

- T-clear medication bins (6 bins per tray incl. 3 dividers per bin)

keypad for 4-digit number locking

» Medicart Drawers Standard Keypad - Configuration 1

- 1 drawer of 50 mm
- 4 drawers of 100 mm
- 1 drawer of 200 mm

» Medicart Drawers Standard Keypad - Configuration 2

- 5 drawers of 100 mm
- 1 drawer of 150 mm

» Medicart Drawers Standard Keypad - Configuration 3

- 1 drawer of 50 mm
- 3 drawers of 100 mm
- 2 drawers of 150 mm

» Medicart Drawers Standard Keypad - Configuration 4

- 1 drawer of 100 mm
- 1 drawer of 150 mm
- 2 drawers of 200 mm

» Medicart Drawers Standard Keypad - Configuration 5

- 2 drawers of 50 mm
- 4 drawers of 100 mm
- 1 drawer of 150 mm

» Medicart Drawers Standard Keypad - Configuration 6

- 1 drawer of 50 mm
- 3 drawers for medication trays of 100 mm
- 1 drawer of 100 mm
- 1 drawer of 200 mm


» Medicart Drawers Small - Configurations




Ext. dimensions 502 x 464 x 1102 mm

Worktop height 1053 mm

Number of positions 13

Standard colour body 

Standard colour drawers 

The configurations below include

in the drawers:

- ABS modules 50 mm incl. 2 short and 1 long divider
- ABS baskets 100 mm incl. 2 short and 1 long divider
- ABS baskets 200 mm incl. 1 long divider

» Medicart Drawers Small - Configuration 1

- 1 drawer of 50 mm
- 4 drawers of 100 mm
- 1 drawer of 200 mm

» Medicart Drawers Small - Configuration 2

- 5 drawers of 100 mm
- 1 drawer of 150 mm

» Medicart Drawers Small - Configuration 3

- 1 drawer of 50 mm
- 3 drawers of 100 mm
- 2 drawers of 150 mm

» Medicart Drawers Small - Configuration 4

- 1 drawer of 100 mm
- 1 drawer of 150 mm
- 2 drawers of 200 mm

» Medicart Drawers Small - Configuration 5

- 2 drawers of 50 mm
- 4 drawers of 100 mm
- 1 drawer of 150 mm


» Medicart Drawers Small Keypad - Configurations




Ext. dimensions 502 x 464 x 1102 mm

Worktop height 1052 mm

Number of positions 13

Standard colour body 

Standard colour drawers 

The configurations below include

in the drawers:

- ABS modules 50 mm incl. 2 short and 1 long divider
- ABS baskets 100 mm incl. 2 short and 1 long divider
- ABS baskets 200 mm incl. 1 long divider

keypad for 4-digit number locking

» Medicart Drawers Small Keypad - Configuration 1

- 1 drawer of 50 mm
- 4 drawers of 100 mm
- 1 drawer of 200 mm

» Medicart Drawers Small Keypad - Configuration 2

- 5 drawers of 100 mm
- 1 drawer of 150 mm

» Medicart Drawers Small Keypad - Configuration 3

- 1 drawer of 50 mm
- 3 drawers of 100 mm
- 2 drawers of 150 mm

» Medicart Drawers Small Keypad - Configuration 4

- 1 drawer of 100 mm
- 1 drawer of 150 mm
- 2 drawers of 200 mm

» Medicart Drawers Small Keypad - Configuration 5

- 2 drawers of 50 mm
- 4 drawers of 100 mm
- 1 drawer of 150 mm

Medicart Roller Shutter



The Medicart medication trolley with roller shutter is, just like the Medicart with drawers, a multifunctional, modular cart, which distinguishes itself in terms of choice of materials, ergonomics, hygiene, durability and its unique design.

The cart can be fitted with numerous internal components: from modules to baskets, in grid panels or on telescopic runners. They have been designed with your specific needs in mind.

Whether used for medical care or to transport and/or distribute medication, the Medicart is the most ergonomic, hygienic and patient-safe application.

As an alternative to the standard grey version, you can also opt for a body in a wood-look finish.



The cart's contents and accessories can be fully tailored to your individual needs and you also have the option of combining baskets and medication trays.



» Plastic roller shutter

The cart is fitted with a push button to ensure that it opens up **easily and ergonomically**. As the roller shutter retracts into a sealed unit **in one go**, dirt can never play havoc with the system.

Thanks to the design of the cart, both the inside and the outside of the roller shutter are easy to clean.



» Handle

The plastic roller shutter is fitted with an **aluminium grip that runs across its entire width**. This grip ensures that the roller shutter can be opened and closed again safely and ergonomically.

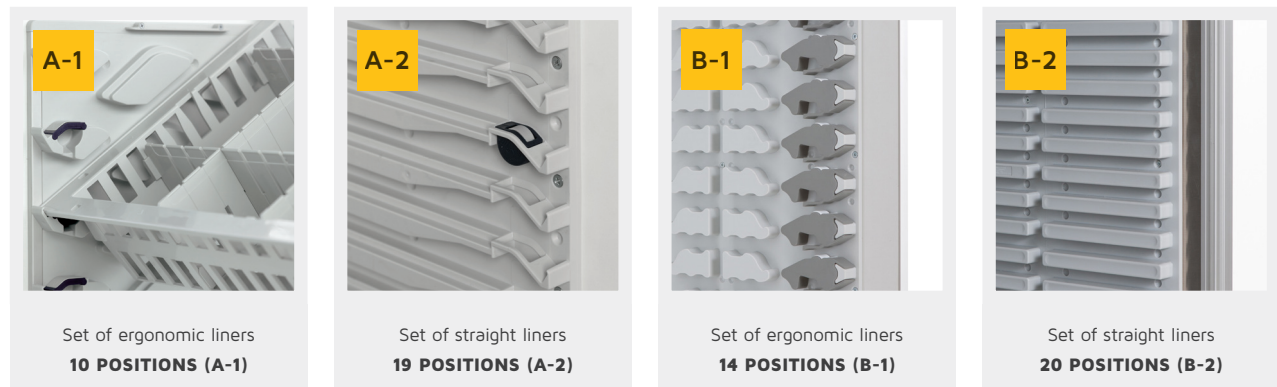


» Lock

The shutter comes with an electronic number lock which **blocks the push button when closed** and can be opened by means of a programmable 4-digit code. Both the push button and the electronic number lock are located directly underneath the worktop. One set of batteries will allow you to operate the electronic number lock 30,000 times. If the batteries are dead, the cart can always be opened with an **emergency key**. Alternatively, a **badge lock** is also possible.

» Medicart Roller Shutter - Interior components

The interior components for a Medicart Roller Shutter can easily be calculated using the following formulas:



For the selection of modules, baskets and stops it is recommended to choose them from range **A**

For the selection of modules, baskets and stops it is recommended to choose them from range **B**

Dimensions Medicart: 738 x 566 x 1158 mm

Standard height for the worktop: 1108 mm

Number of positions	A-1	A-2	B-1	B-2	
Module or basket of 50 mm	1	2	2	2	
Module or basket of 100 mm	2	4	3	4	
Module or basket of 200 mm	3	6	5	6	
Tray with Medina baskets	1	2	1	2	
Tray with low T-clear baskets	2	3	3	3	
Tray with high T-clear baskets	2	4	3	4	
Tray with Vita baskets	1	2	2	2	
Volkern shelf	1	1	1	1	

» Medicart Roller Shutter - Components



» Medicart Roller Shutter with electronic number lock

Article Number	Description	Colour	Ext. Dimensions
<u>19036 00001</u>	Without liners	Grey	738 x 566 x 1158 mm



» Set of liners for Medicart Roller Shutter

Article Number	Type	Description	Number of positions
<u>19030 00012</u>	A-2	Straight liner	19
<u>19030 00011</u>	B-1	Ergonomic liner	14
<u>19030 00010</u>	B-2	Straight liner	20
Upon request	A-1	Ergonomic liner	10



» Frame on telescopic runners for basket

Article Number	Ext. Dimensions
17004 00020	600 x 400 mm



» Frame on telescopes for medication baskets

Article Number	Description	Ext. Dimensions
17004 00025	For T-clear baskets	600 x 400 mm
17004 00050	For Vita baskets	600 x 400 mm



» Badge lock (upon request)

Article Number
19030 00016

For filling in with modules, baskets and dividers:
see chapter "Modular Transport & Storage".

Standard article (non-standard articles have a longer delivery time)



Medicart Roller Shutter - Standard Configuration



Ext. dimensions 726 x 554 x 1150 mm

Worktop height 1100 mm

Standard colour body



This configuration includes

- Straight liners type A2
- 1 ABS module 50 mm incl. 2 short and 1 long divider
- 4 ABS modules 100 mm incl. 2 short and 1 long divider
- Electronic number lock



Roller support wheel not included, available on request



Medicart IT



To equip your medication cart with IT you need the following components.

- Belintra Powered Back incl. battery
- Recommended IT components
 - » Hardware: Intel® NUC i3 or i5 Mini PC
 - » Neovo X22 Screen or Neovo TX22 Touch Screen



This is primarily designed for the Medicarts Drawers Standard and Small, but can also be mounted on the Medicart Roller Shutter.

With a Medicart equipped with IT, immediate access to the EPR can be ensured.



» Belintra Powered Back Pack

The Back Pack is an external housing to build in hardware and to properly connect the screen, keyboard, badge reader, scanner etc. It includes the WIFI antenna and a COW Controller as well.



The COW controller is an intelligent battery charger with integrated double DCDC conversion and a USB connection to the PC. It also monitors the battery status and maintains a log file of the charging / discharging.

For the battery you can choose between a VRLA battery or a LiFePO4 battery. The charging status of the battery can be visually checked by means of the LED on the Powered Back Pack and via the PC screen thanks to the "Battery Monitor Software". You can also equip the Medicart with a non-Powered Back Pack for the assembly of all-in-ones.



» Intel® NUC i3 or i5 Mini PC



The proposed Intel® NUC Mini PCs have full desktop performance in a small and compact device. With the latest innovative technologies and the latest generation of Intel® Core™ i3 and Core™ i5 processors, the Intel® NUC offers stunning performance for the modern workplace.

Designed for optimum performance, Intel® NUC Mini PCs provide known reliability and a 3-year global Intel® warranty.



» Neovo screens

Designed for 24/7 use and protected by NeoV™ Optical Glass, these durable metal housing screens benefit from superior components to ensure a long product life.

The specialized image settings from AG Neovo improve color, brightness and contrast ratios.



» Battery

Choose from VRLA AGM battery or LiFePO4 battery.


Medicart Drawers Standard and Small IT




Neovo monitor for medical environments



Height adjustable arm for screen



LED indicator at the back for battery level
On-off button for soft shut down



Power Pack including battery and controller



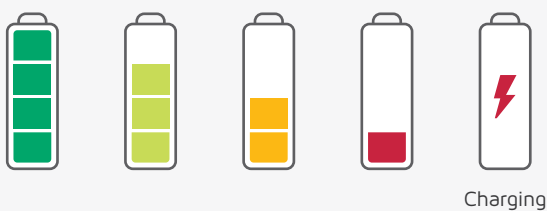
Holder for power cord



USB + UTP connections

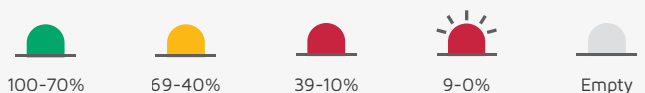
Battery status

Monitoring the status on the PC screen



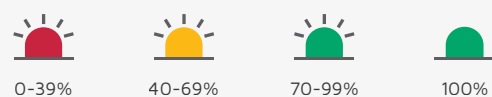
Monitoring the status with the LED indicator at the top

Discharging:



In case the LED indicator is off, you need to recharge the battery completely.

Charging:



» Medicart IT - Components



» Back Pack

Article number	Description
19034 00069	Powered Back Pack
19034 00062	Non-Powered Back Pack for all-in-ones



» Display

Article number	Description	Colour
97003 00061	X-22 Screen	White
97003 00078	TX-22 Touch Screen	Black
Upon request	DR-22 Optical Glass optimised for X-ray images	White



» Hardware

Article number	Description	Type
Upon request	Standard ICT	Intel® NUC i3
Upon request	High End ICT	Intel® NUC i5



» Battery

Article number	Description
99011 00025	VRLA AGM Battery
97001 00068	LiFePO4 Battery kit
97001 00069	LiFePO4 Battery kit for upgrade

Standard article (non-standard articles have a longer delivery time)

Medicart IT - Standard Configurations


» Medicart Drawers Standard IT - Configurations







Ext. dimensions 702 x 554 x 1103 mm

Worktop height 1053 mm

Number of positions 13

Standard colour body 

Colours drawer fronts    

The configurations below include

in the drawers:

- ABS modules 50 mm incl. 2 short and 1 long divider
- ABS modules 100 mm incl. 2 short and 1 long divider
- ABS baskets 200 mm incl. 2 short and 1 long divider

in the drawers for medication trays:

- T-clear medication bins (6 bins per tray incl. 3 dividers per bin)

USB controlled access

Powered Back Pack with VRLA or LiFePO4 battery of choice

Intel® Nuc i5

Neovo X22 screen

» Medicart Drawers Standard IT - Configuration 1

- 1 drawer of 50 mm*
- 4 drawers of 100 mm
- 1 drawer of 200 mm

» Medicart Drawers Standard IT - Configuration 2

- 5 drawers of 100 mm
- 1 drawer of 150 mm

» Medicart Drawers Standard IT - Configuration 3

- 1 drawer of 50 mm*
- 3 drawers of 100 mm
- 2 drawers of 150 mm

» Medicart Drawers Standard IT - Configuration 4

- 1 drawer of 100 mm
- 1 drawer of 150 mm
- 2 drawers of 200 mm

» Medicart Drawers Standard IT - Configuration 5

- 2 drawers of 50 mm*
- 4 drawers of 100 mm
- 1 drawer of 150 mm

» Medicart Drawers Standard IT - Configuration 6

- 1 drawer of 50 mm*
- 3 drawers for medication trays of 100 mm
- 1 drawer of 100 mm
- 1 drawer of 200 mm

*The drawer of 50 mm can be replaced by a retractable worktop for the keyboard. In case you would prefer this, please specify it at the time of your quotation request.


» Medicart Drawers Small IT - Configurations




Ext. dimensions 502 x 464 x 1102 mm

Worktop height 1052 mm

Number of positions 13

Standard colour body 

Standard colour drawers 

The configurations below include

in the drawers:

- ABS modules 50 mm incl. 2 short and 1 long divider
- ABS baskets 100 mm incl. 2 short and 1 long divider
- ABS baskets 200 mm incl. 1 long divider

USB controlled access

Powered Back Pack with VRLA or LiFePO4 battery of choice

Intel® Nuc i5

Neovo X22 screen

» Medicart Drawers Small IT - Configuration 1

- 1 drawer of 50 mm*
- 4 drawers of 100 mm
- 1 drawer of 200 mm

» Medicart Drawers Small IT - Configuration 2

- 5 drawers of 100 mm
- 1 drawer of 150 mm

» Medicart Drawers Small IT - Configuration 3

- 1 drawer of 50 mm*
- 3 drawers of 100 mm
- 2 drawers of 150 mm

» Medicart Drawers Small IT - Configuration 4

- 1 drawer of 100 mm
- 1 drawer of 150 mm
- 2 drawers of 200 mm

» Medicart Drawers Small IT - Configuration 5

- 2 drawers of 50 mm*
- 4 drawers of 100 mm
- 1 drawer of 150 mm

*The drawer of 50 mm can be replaced by a retractable worktop for the keyboard. In case you would prefer this, please specify it at the time of your quotation request.

Roll-IT



Our health care system is beginning to make increasingly more use of electronic medical records. The Roll-IT is a mobile workstation that gives staff access to patients' electronic medical records.

As it forms a link between patients and their medical records, the workstation guarantees a continuous and mobile link with the clinical data: all the information can be consulted and updated at the patient's bedside and throughout the entire hospital.

The Roll-IT can be used in combination with the Medicart in the ward for drug administration control and check off. The physician can use the Roll-IT separately during the visit rounds.



The Roll-IT ensures a continuous and mobile connection with clinical data and can easily be coupled to a Medicart at any time, so that the two can be used as a medication cart with IT.



» Belintra Power Pack - COW controller

The built in COW controller is an intelligent battery charger with integrated dual DCDC conversion and a USB connection to the built-in PC.


The COW controller also monitors the battery status and keeps a logfile of charging/discharging.



» Belintra Power Pack - Battery: great autonomy

The Power Pack also includes a Belintra VRLA battery with a capacity of 12 V - 480 Wh. Depending on the hardware chosen the battery can have an autonomy of up to 12 hours nominal.

It is highly recommended to not completely let the battery discharge. To this end a visual monitoring is possible, both on the Roll-IT itself with a LED indicator as on the PC display with the Battery Monitor Software*.



» Ergonomic

Thanks to the height-adjustable PC display arm, the screen's position can be tailored to the each user's preference.

* This software must be installed locally and can as such not be used in virtual environments (f.i. Citrix)

» Roll-IT - Standard accessories



Stronger height adjustable arm for screen




Button for height adjustment with faster and quieter motor



Hook for coupling with Medcart




USB connections and external ethernet connection



Double channel Wi-Fi antenna dome (2,4/5 Ghz)



Larger and more visual LED indicator



Fold-up keyboard support



Integrated holders for mouse and scanner

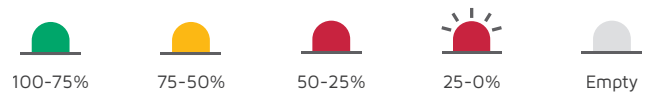
» Battery status

Monitoring the status on the PC screen



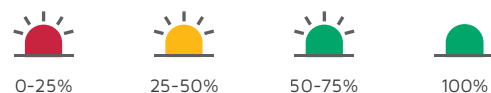
Charging

Monitoring the status with the LED indicator on the Power Pack
Discharging:



In case the LED indicator is off, you need to recharge the battery completely.

Charging:



» Height adjustable for the ideal work height

As the Roll-IT's height can be adjusted, it can be used in a standing position during clinics or in a sitting position at the nurses' station to deal with administrative matters. This allows you to use the workstation for a range of tasks.

The worktop height can be adjusted to suit individual members of the nursing staff and their anatomy.



» Can be coupled to the Medicart

What's more, our Roll-IT trolley can easily be coupled on to a Medicart at any time, so that these two trolleys can be used as one mobile workstation. This will for instance give you direct access to patients' medical records while distributing medication.



» Roll-IT - Components



» Roll-IT

Article Number	Description	Ext. Dimensions
<u>18010 00151</u>	Including standard accessories (p 1.4), excluding screen	520 x 575 x 1875 mm




» IT-Pack

Article Number	Description	Type
Upon request	Standard ICT	Intel® NUC i3 – 120 GB SSD – 4 GB RAM
Upon request	High End ICT	Intel® NUC i5 – 120 GB SSD – 8 GB RAM




» Neovo screen for Roll-IT

Article Number	Description	Colour
<u>97003 00061</u>	X-22 Screen	White
97003 00078	TX-22 Touch Screen	Black
Upon request	DR-22 Optical Glass optimised for X-ray images	White



» Coiled cord

Article Number	Zone
<u>97001 00049</u>	EUR (included)
97001 00043	GB (to order separately)
97001 00044	CH (to order separately)




» Worktop with retractable table top for keyboard and mouse holder

Article Number	Description
<u>18010 00181</u>	Optional

Standard article (non-standard articles have a longer delivery time)

» Roll-IT - Components



» Accessory holder for Roll-IT

Article Number	Description	Ext. Dimensions
18010 00173	Holder for various	295 x 120 x 135 mm



» IV hook for Roll-IT

Article Number	Description
18010 00193	With 2 hooks



Belintra Fleet Manager



Your IT department can choose to implement the Belintra Fleet Manager software. Belintra Fleet Manager allows central management of all battery-powered mobile IT systems from Belintra such as Medicart IT, Roll-IT and others. This enables optimal and preventive maintenance.

The **Belintra Fleet Manager software** is compatible with all battery technologies that Belintra offers: VRLA, LifePO4 and any other future technologies.

» Concept

The concept is based on IoT. A Belintra COW Controller (BCC) is located in every mobile IT device.

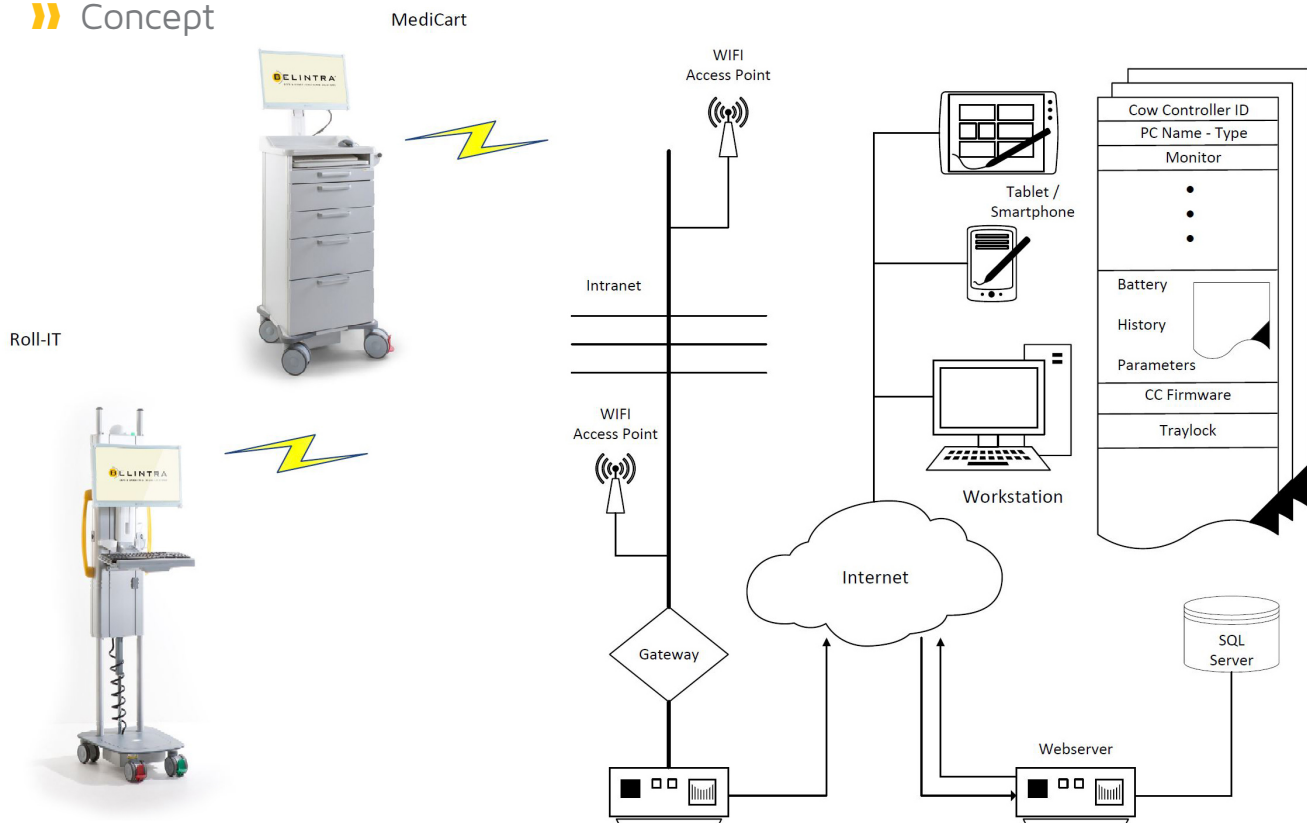
The BCC is responsible for intelligent battery management - charging / discharging - and converting the battery voltage into two stabilized DC channels programmable from 12 to 24 Volt.

This BCC will regularly request the necessary parameters of the battery, store it locally in a non-volatile memory with a capacity of approximately one month and then pass it on to a service running on the client PC. This service passes these parameters on to the Belintra Fleet Manager (BFM).

The BFM runs on a virtual server that is included in the server park of the organization. The BFM is a web server linked to an (existing) SQL server. Consulting the BFM is done via an internet browser and can therefore be accessed from various devices (PC, tablet, smartphone, ...).

More detailed technical specifications are available on request.

» Concept



» Functions of the Belintra Fleet Manager

Central battery management:

this function allows you to view the State Of Charge (SOC) and the State Of Health (SOH) centrally. Number of thresholds can also be set to send alerts via email to an adjustable address. All data can always be exported via BFM to an Excel file for analysis with utilities such as Microsoft Power BI.

Central management system:

this function keeps track of which client, screen and other peripherals are used per workstation. Both mac addresses (Wi-Fi and fixed Ethernet) are automatically requested and entered. The workstation is identified by means of the FTDI chip that is in the BCC (this is the chip that does the USB communication with the client and has a unique serial number). The BCC is therefore the stepping stone for identification in the database, so the unique BCC identifier will be retained when the client is replaced.

Request external maintenance:

it is possible to generate a service ticket for Belintra centrally via the BFM. In that support ticket, the necessary data is included to plan targeted corrective maintenance.

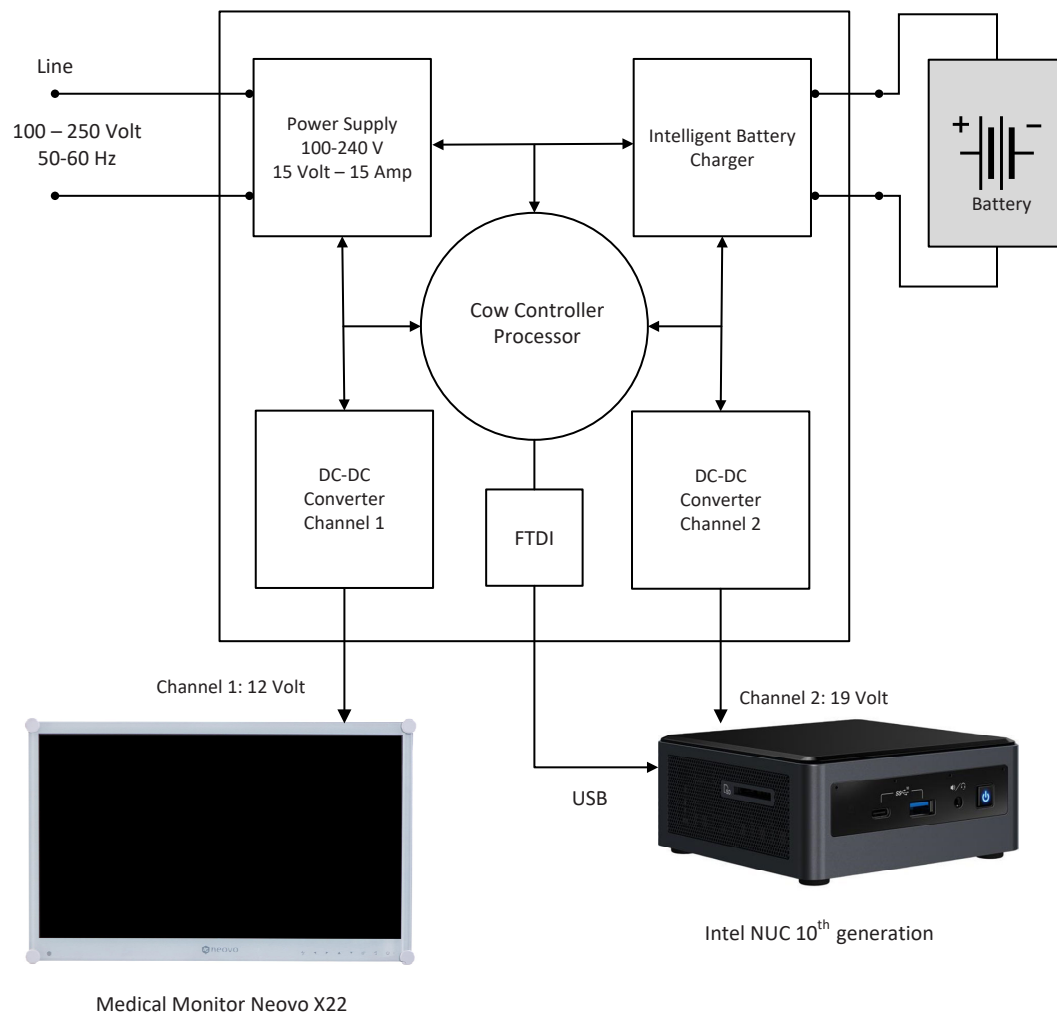
Insight into big data:

Deploying the BFM will eventually generate enough data to allow all departments to make optimal use of battery-powered devices. The benchmarking data between the departments can provide the IT department with insights to share and manage with the users, in order to reduce the TCO through optimization.

Battery warranty:

Belintra offers a warranty for its batteries. This only applies if the batteries are used correctly and if this is registered by the BFM. If the BFM is implemented, you can claim the warranty on batteries.

» Example - Block Diagram Belintra Roll-IT



» Belintra Fleet Manager	
Article Number	Description
32001 00001	Fleet Manager purchase + installation costs
32001 00002	Fleet Manager annual maintenance cost



LiFePO4 battery



LiFePO4 battery technology is a sustainable and safe solution. This technology offers the user important advantages such as fast loading, a large autonomy per unit volume and a long service life. Important safety aspects such as over voltage, short-circuit protection and temperature control have been integrated into the battery.

This battery can be used in various mobile applications.



» Specifications

Nominal Voltage	12 V
Nominal Capacity	40 AH
Weight	5,6 kg
Length	255 mm
Width	85 mm
Height	160 mm

» This LiFePO4 battery is protected by a Battery Management System including:

- Temperature sensor
- Maximum current protection
- Maximum charging voltage protection
- Over discharging protection
- Short circuit protection
- Cell balancing

This LiFePO4 battery should be used in combination with the Belintra COW Controller.



» LiFePO4 Battery

Article number	Description
<u>97001 00068</u>	LiFePO4 Battery kit
<u>97001 00069</u>	LiFePO4 Battery kit for upgrade

Standard article (non-standard articles have a longer delivery time)



Medicart - Options for locking

In the context of medication security, the ability to lock medication carts is becoming increasingly important, as well as controlled access to medication.

Access to the EPR (Electronic Patient Record) is also becoming increasingly important.

Belintra offers various solutions:

- **Integrated IT** = MEDICART with USB CONTROLLED ACCESS (1 zone or 2 zones).
- **No integrated IT** = MEDICART with keypad, electronic or mechanical Salto lock, electronic number lock or badge lock

With every type of lock, an emergency opening is possible at all times.

» Summary table

						
	USB controlled* 1 or 2 zones	Keypad	Integrated electronic Salto lock	Salto lock with turning knob	Badge lock	Electronic number lock
Medicart Drawers Standard	✓	✓	✓***	✓***	✓	-
Medicart Drawers Small	✓	✓	✓***	✓***	✓	-
Medicart Roller Shutter	-	-	-	✓***	✓	✓
Mode of access	PC**	Number code	Badge	Badge	Badge	Number code
Central access control	✓	-	✓	✓	-	-
Logging Users	✓	-	✓	✓	-	-
Battery type	Belintra VRLA or LiFePO4 battery	LR25-2 (27Ah - 6V)	Chargeable battery	Part of the lock	Battery Pack from supplier	2 x AA

* Requires built-in IT material (PC, laptop, all-in-one) with Belintra Powered Back Pack if required

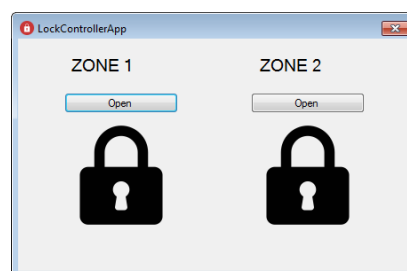
** Password, badge or other identification methods

*** Upon request



» 1. USB controlled lock

The command for opening and closing is given via a USB connection with the built-in PC. With this type of lock 1 or 2 lock plates can be controlled for **1-zone or 2-zone closure**. The identification of the users goes through the installed operating system (badge, password, PIN, fingerprint ...).



The components to equip the Medcart with IT are the Belintra Powered Back Pack incl. Battery with recommended IT components (Intel® NUC i5 or i3 Mini PC - Neovo X22 Screen or TX22 Touch Screen). For more details, see Belintra IT.



» 2. Keypad

This lock is suitable for **Medicart Drawers** and **Small Medicart Drawers**. The keypad is ergonomically integrated into the raised edge of the plastic worktop.

The drawers are opened by entering a 4-digit code. The drawers can close automatically after a set time or manually by re-entering the code.

There is a battery indicator that shows when the battery needs replacing. If the battery has run out completely the drawers can still be opened, but not closed.



» 3. Integrated electronic Salto lock

This type of Salto lock is integrated in the Medicart worktop and works automatically. This means that when the badge is presented, the cart opens during a programmable time.

There is battery monitoring where an indication is given when the battery is low. In addition, there is also an LED indication green / red to indicate whether the drawers are open / closed.

The rechargeable battery is included, an external charger and cord are optional.

This lock only applies to **Medicart Drawers Standard** and **Medicart Drawers Small**.

ID Technologies

- MIFARE® (DESFire EV1, Plus, Ultralight C, Classic - ISO / IEC 14443)
- Bluetooth SMART (BLE)
- NFC
- HID iClass®



» 4. Salto lock with turning knob

This Salto lock type uses the Salto XS4 GEO cylinder to open and close the cart. After presenting the badge, you must turn the knob of the XS4 GEO cylinder to mechanically open or close the lock.

This lock can be used on both the **Medicart Drawers Standard** and **Medicart Drawers Small**, as well as the **Medicart Roller Shutter**. With the Medicart Drawers, this lock takes 1P of the configuration.

ID Technologies

- MIFARE® (DESFire EV1, Plus, Ultralight C, Classic - ISO / IEC 14443)
- NFC
- LEGIC Prime and LEGIC Advant
- HID iCLASS®
- i-Button



» 5. Badge lock

The badge lock can be used on **Medicart Drawers** and **Medicart Roller Shutter**. The lock can be programmed with the corresponding key set. Different operating modes are possible.

Compatible with all RFID ISO 14443A technologies (e.g. MIFARE®) and NFC. Up to 20.000 openings per battery are possible. LEDs indicate the programming status, actions and battery status.

Placing a badge lock on a Medicart Drawers Standard or Small takes 1 position (1P) of the configuration.



» 6. Electronic number lock

This lock can only be used on the **Medicart Roller Shutter**. The button on the electronic combination lock is positioned just below the worktop.

It can be opened by entering a 4-digit code. The electronic combination lock can be used up to 80,000 times on one set of batteries. The battery status can be requested using the black button in the lock. If the batteries have run out the cart can be opened using an emergency key.

» General features drawer locking



» Flexible configuration

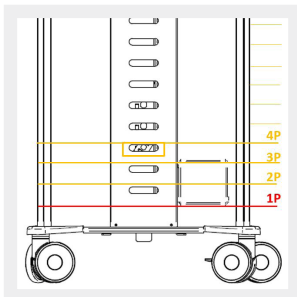
When configuring the carts, you can determine which drawers have to be locked and thus be fitted with a closing mechanism. The chosen drawers are **unlocked and locked again together**.

If a drawer remains open after locking, this will still be locked when slid shut.



» Protection of mechanical parts

All mechanical parts are shielded within the cart to prevent them becoming blocked should something fall out of the drawers.



» Closing the positions

- Always use **at least a 2P drawer with baskets in the lower position**.
- A drawer of 1P and a medication drawer of 2P or 3P in the lower position cannot be closed!



» Emergency opening

Emergency opening is possible at all times if there is a power outage due to a technical fault.

1. USB / Keypad / Badge → Key on the back
2. Electronic number lock → Key on the front

Medicart - Accessories

With a myriad of accessories to choose from, the Medicart can be equipped to fit the needs of every department.

Please note that not all accessories fit every position on the Medicart and that the number of accessories which can be mounted on a Medicart is limited.

For a summary table please refer to page 1.49 and 1.50.



» Push handle

Type	Article Number
●	<u>19010 00005</u>
◐	19022 00005



» Grey metal bin

Type	Article Number	Description	Capacity	Ext. Dimensions
●	<u>19010 00006</u>	Standard	18 l	300 x 175 x 360 mm
◐	<u>19022 00002</u>	Standard	18 l	300 x 175 x 360 mm
●	19010 00044	With lid	18 l	300 x 175 x 360 mm



» Fold-down worktop

Type	Article Number	Maximum weight	Ext. Dimensions
●	<u>19010 00008</u>	25 kg	505 x 400 x 15 mm
◐	<u>19022 00009</u>	25 kg	415 x 300 x 15 mm



» Drain fixture

Type	Article Number	Description	Int. Dimension	Ext. Dimensions
●	<u>19010 00014</u>	Side drain for Medicart	160 mm	500 x 165 x 85 mm
●	19010 00001	For Stala structure	132 mm	600 x 134 x 82 mm
◐	19022 00003	Side drain for Medicart	132 mm	415 x 137 x 83 mm
● ◐	19010 00074	Side drain for Medicart (short model)	132 mm	160 x 137 x 83 mm

● For Medicart Drawers & Medicart Roller Shutter

◐ For Medicart Drawers Small


Standard article (non-standard articles have a longer delivery time)

» Medicart – Accessories



» Stala base structure for different tray types

Type	Article Number	Description	Ext. Dimensions
●	<u>19010 00010</u>	For Medicart Drawers Structure without trays	652 x 20 x 650 mm
●	19010 00022	For Medicart Roller Shutter Structure without trays	676 x 20 x 650 mm



» Trays for Stala structure

Type	Article Number	Description
●	15010 00001	3 trays
●	<u>15010 00002</u>	4 trays
●	<u>15010 00003</u>	5 trays
●	15010 00004	6 trays



» DIN-rail (including spacers)

Type	Article Number	Description	Ext. Dimensions
●	<u>19010 00078</u>	For the side of Medicart	510 x 25 x 10 mm
◐	<u>19022 00012</u>	For the side of Medicart	420 x 25 x 10 mm
●	19010 00029	For Stala structure	620 x 25 x 10 mm



» Waste bin for DIN-rail

Type	Article Number	Capacity	Description	Ext. Dimensions
● ◐	<u>19010 00060</u>	8 l	2 next to each other possible	252 x 200 x 330 mm



» Containerholder for needles

Type	Article Number	Ext. Dimensions
● ◐	<u>19010 00007</u>	120 x 121 x 200 mm

- For Medicart Drawers & Medicart Roller Shutter
- ◐ For Medicart Drawers Small

Standard article (non-standard articles have a longer delivery time)

» Medicart – Accessories




» Connecting unit for PC baskets of 300 x 400 mm

Type	Article Number	Ext. Dimensions
●	<u>19010 00003</u>	300 x 400 mm
◐	19022 00001	400 x 300 mm



» Flex arm for portable (maximum weight 8 kg)

Type	Article Number	Description	Height border	Ext. Dimensions
● ◐	<u>14009 00001</u>	-	25 mm	370 x 290 mm
● ◐	14009 00037	With clamps for portable	12 mm	420 x 250 mm



» Manual seal lock

Type	Article Number	Description
● ◐	<u>19010 00034</u>	Lock
● ◐	<u>19010 00041</u>	Seals (100/pack)



» Stainless steel serum holder

Type	Article Number	Description
● ◐	<u>14008 00004</u>	With 2 hooks
● ◐	14008 00006	With 4 hooks



» Connecting unit for 3 glove boxes

Type	Article Number	Int. Dimensions	Ext. Dimensions
●	<u>19010 00039</u>	90 x 252 x 418 mm	255 x 93 x 420 mm
◐	19022 00008	90 x 252 x 418 mm	255 x 93 x 420 mm

- For Medicart Drawers & Medicart Roller Shutter
- ◐ For Medicart Drawers Small

Standard article (non-standard articles have a longer delivery time)

» Medicart – Accessories



» Worktop for mouse and scanner

Type	Article Number
------	----------------

● ○	<u>19022 00011</u>
-----	--------------------

Other types of scanner holders possible on request.




» Retractable worktop replacing the top drawer (1P)

Type	Article Number	Description
●	<u>19034 00084</u>	For Medicart Drawers
○	<u>19035 00040</u>	For Medicart Drawers Small
●	19034 00083	For Medicart Drawers with milled worktop
○	19035 00039	For Medicart Drawers Small with milled worktop



» Wally® waste bin with knee lever

Type	Article Number	Capacity	Ext. Dimensions
●	19010 00023	8 l	230 x 210 x 375 mm
○	19022 00006	8 l	230 x 210 x 375 mm



» Hook-up unit for register box

Type	Article Number	Description	Ext. Dimensions	Capacity
●	19010 00004	Hook-up unit	345 x 500 x 140 mm	-
●	15007 00017	Register box with suitcase handle and lock	295 x 438 x 212 mm	30 l



» CPR board (maximum weight 85 kg)

Type	Article Number	Ext. Dimensions
●	19010 00031	540 x 450 x 15 mm

- For Medicart Drawers & Medicart Roller Shutter
- For Medicart Drawers Small

Standard article (non-standard articles have a longer delivery time)

» Medicart – Accessories



» Oxygen bottle holder

Type	Article Number	Diameter
● ◐	19010 00045	Universal dimension



» Electric sockets with earth pins CEE 7/5 type E

Type	Article Number
● ◐	19010 00036



» Defibrillator holder

Type	Article Number	Ext. Dimensions
●	19010 00033	370 x 400 mm



» Hook

Type	Article Number
● ◐	19010 00040



» Catheter tube for the side of Medicart

Type	Article Number	Diameter	Max. height
● ◐	19010 00052	100 mm	800 mm

● For Medicart Drawers & Medicart Roller Shutter

◐ For Medicart Drawers Small

» Medicart – Accessories



» Catheter tubes (3x) for the side of Medicart

Type	Article Number	Diameter	Height
●	19010 00065	100 mm	Variable – standard 500 mm



» Holder for soap dispenser

Type	Article Number
● ◐	Upon request



» Hook for spiral cord

Type	Article Number
● ◐	<u>19020 00282</u>



» Emergency opening with unique key (only Medicart Drawers)

Type	Article Number	Description
● ◐	19034 00071	Lock with unique key



» Optional wheels

Type	Article Number	Description
● ◐	99004 00038	Double wheel Linea, dia 125 mm – directional fixation
● ◐	99004 00039	Double wheel Linea, dia 125 mm – brake

- For Medicart Drawers & Medicart Roller Shutter
- ◐ For Medicart Drawers Small

Standard article (non-standard articles have a longer delivery time)

» Medicart – Accessories



» FIFO Pickbox for Stala structure

Type	Article Number	Description	Ext. Dimensions
●	15010 00008	3 trays	600 x 220 x 245 mm
●	15010 00009	5 trays	600 x 175 x 165 mm



» Label holder

Type	Article Number	Description	Ext. Dimensions
● ●	15008 00041	for Medicart Drawers Standard and Small for labels 84 x 45 mm	95 x 55 mm



» Retractable worktop Medicart Drawers*

Type	Article Number	Description
●	Upon request	Small – right
●	Upon request	Small – left
●	Upon request	Standard – right
●	Upon request	Standard – left

* Not compatible with lock case for USB controlled access; no loss of the number of usable positions.

- For Medicart Drawers & Medicart Roller Shutter
- For Medicart Drawers Small

For filling in with modules, baskets and dividers:
see chapter "Modular Transport & Storage".



Medicart - Accessories overview

Accessorie	Article number	Type	Medicart Drawers Standard	Medicart Drawers Small	Medicart Roller Shutter
Push handle	19010 00005	●	✓	-	✓
	19022 00005	◐	-	✓	-
Grey metal bin	19010 00006	●	✓	-	✓
	19022 00002	◐	-	✓	-
Grey metal bin with lid	19010 00044	●	✓	-	✓
Fold-down worktop	19010 00008	●	✓	-	✓
	19022 00009	◐	-	✓	-
Side drain for Medicart	19010 00014	●	✓	-	✓
Side drain for Stala structure	19010 00001	●	✓	-	✓
Side drain for Medicart	19022 00003	◐	-	✓	-
Side drain for Medicart (short model)	19010 00074	●◐	✓	✓	✓
Stala base structure for different tray types	19010 00010	●	✓	-	-
	19010 00022	●	-	-	✓
3 trays for Stala structure	15010 00001	●	✓	-	✓
4 trays for Stala structure	15010 00002	●	✓	-	✓
5 trays for Stala structure	15010 00003	●	✓	-	✓
6 trays for Stala structure	15010 00004	●	✓	-	✓
DIN-rail (including spacers) for the side of Medicart	19010 00078	●	✓	-	✓
	19022 00012	◐	-	✓	-
DIN-rail (including spacers) for Stala structure	19010 00029	●	✓	-	✓
Waste bin for DIN-rail	19010 00060	●◐	✓	✓	✓
Containerholder for needles	19010 00007	●◐	✓	✓	✓
Connecting unit for PC baskets	19010 00003	●	✓	-	✓
	19022 00001	◐	-	✓	-
Flex arm for portable	14009 00001	●◐	✓	✓	✓
Flex arm with clamps for portable	14009 00037	●◐	✓	✓	✓
Manual seal lock	19010 00034	●◐	✓	✓	✓
Seals	19010 00041	●◐	✓	✓	✓
Stainless steel serum holder with 2 hooks	14008 00004	●◐	✓	✓	✓
Stainless steel serum holder with 4 hooks	14008 00006	●◐	✓	✓	✓

● For Medicart Drawers & Medicart Roller Shutter

◐ For Medicart Drawers Small

Standard article (non-standard articles have a longer delivery time)

Accessorie	Article number	Type	Medicart Drawers Standard	Medicart Drawers Small	Medicart Roller Shutter
Connecting unit for 3 glove boxes	<u>19010 00039</u>	●	✓	-	✓
	19022 00008	◐	-	✓	-
Worktop for mouse and scanner	<u>19022 00011</u>	●◐	✓	✓	✓
Retractable worktop replacing the top drawer (1P)	<u>19034 00084</u>	●	✓	-	-
	<u>19035 00040</u>	◐	-	✓	-
	19034 00083	●	✓	-	-
	19035 00039	◐	-	✓	-
Wally® waste bin with knee lever	19010 00023	●	✓	-	✓
	19022 00006	◐	-	✓	-
Hook-up unit for register box	19010 00004	●	✓	-	✓
Register box with suitcase handle and lock	15007 00017	●	✓	-	✓
CPR board	19010 00031	●	✓	-	✓
Oxygen bottle holder	19010 00045	●◐	✓	✓	✓
Electric sockets with earth pins CEE 7/5 type E	19010 00036	●◐	✓	✓	✓
Defibrillator holder	19010 00033	●	✓	-	✓
Hook	19010 00040	●◐	✓	✓	✓
Catheter tube for the side of Medicart	19010 00052	●◐	✓	-	✓
Catheter tubes (3x) for the side of Medicart	19010 00065	●	✓	-	✓
Holder for soap dispenser	19010 00076	●◐	✓	✓	✓
Hook for spiral cord	<u>19020 00282</u>	●◐	✓	✓	✓
Emergency opening with unique key	19034 00071	●◐	✓	✓	-
Double wheel Linea with directional fixation	99004 00038	●◐	✓	✓	✓
Double wheel Linea with brake	99004 00039	●◐	✓	✓	✓
FIFO Pickbox for Stala structure - 3 trays	15010 00008	●	✓	-	✓
FIFO Pickbox for Stala structure - 5 trays	15010 00009	●	✓	-	✓
Label holder for labels 84 x 45 mm	15008 00041	●◐	✓	✓	-
Scanner holder	Upon request	●◐	✓	✓	✓
Retractable worktop small – right	Upon request	◐	✓	-	-
Retractable worktop small – left	Upon request	◐	✓	-	-
Retractable worktop standard – right	Upon request	●	-	✓	-
Retractable worktop small – left	Upon request	●	-	✓	-

● For Medicart Drawers & Medicart Roller Shutter

◐ For Medicart Drawers Small

Standard article (non-standard articles have a longer delivery time)

Medicart Drawers Double



The Medicart with drawers is also available in a double version. This medication trolley is made up of two columns of drawers.

The Medicart Drawers Double is the solution where more medication storage volume is required, such as with anesthesia.

This Medicart can be closed with a manual blocking or a SAFE-O-TRONIC® lock on the drawers to be locked off at least 2P.

The entire Medicart range is built to the highest safety standards and also meets all ergonomic and hygienic requirements.

This Medicart is equipped with a stainless steel work surface.

The medication cart can be fully adjusted to your wishes, both the height and composition of the drawers and accessories.



» Medicart Drawers Double

Article Number	Description
Upon request	950 x 765 x H mm - The height depends on the number of drawers



» Fold-down worktop for Medicart Drawers Double

Article Number	Maximum weight	Ext. Dimensions
<u>19014 00028</u>	25 kg	705 x 400 mm



» Drain fixture for Medicart Drawers Double

Article Number	Description	Int. Dimensions	Ext. Dimensions
19014 00030	Side drain for Medicart	132 mm	700 x 137 x 83 mm

Standard article (non-standard articles have a longer delivery time)

» Medicart Drawers Double - Accessories



» Stala base structure for different tray types for Medicart Drawers Double

Article Number	Description	Ext. Dimensions
19014 00045	Structure without baskets	652 x 20 x 650 mm



» Trays for Stala structure

Article Number	Description
<u>15010 00001</u>	3 trays
<u>15010 00002</u>	4 trays
<u>15010 00003</u>	5 trays
15010 00004	6 trays



» DIN-rail (including spacers) for Medicart Drawers Double

Article Number	Description	Ext. Dimensions
<u>19014 00077</u>	For the side of Medicart	700 x 25 x 10 mm



» Push handle for Medicart Drawers Double

Article Number
<u>19014 00051</u>



» Plate to mount accessories Medicart Drawers Standard

Article Number
<u>19014 00032</u>

Standard article (non-standard articles have a longer delivery time)

T-clear medication bins




The transparent, injection moulded bins are mainly used in the Medcart to dispense medication but can also be used in all our other modular products.

The trays are a modular, orderly and ergonomic solution to the general management of your medication distribution process.

They can be subdivided by means of dividers to cater for the various dispensing times per patient. The front of the tray comes with a space to insert a label into.

Our medication distribution trays have been designed to fit individual bins per patient and to cater for the various dispensing times a day.




» Label holder at the front

The handle at the front comes with a space to accommodate a label. The holder clicks open easily so that the label can be swiftly inserted and replaced.



» Easy to subdivide


The T-clear bins come with little slots where the dividers fit into. These dividers slide smoothly in and out so that the trays can easily be subdivided. As they are completely transparent, users can immediately check their contents.



» Modular use

The dimensions of the bins are such that, depending on the type, an ISO tray can accommodate 3, 4 or 6 T-clear bins.

» T-clear medication bins



» T-clear medication bin - small

Article Number	Description	Number of bins / tray	Ext. Dimensions
<u>15011 00038</u>	Bin	6	400 x 92 x 82 mm
<u>15011 00041</u>	Divider	-	-



» T-clear medication bin - medium

Article Number	Description	Number of bins / tray	Ext. Dimensions
<u>15011 00039</u>	Bin	4	400 x 132 x 100 mm
<u>15011 00042</u>	Divider	-	-



» T-clear medication bin - large

Article Number	Description	Number of bins / tray	Ext. Dimensions
<u>15011 00040</u>	Bin	3	400 x 186 x 82 mm
<u>15011 00043</u>	Divider	-	-



» Tray for T-clear medication bins

Article Number	Description	Ext. Dimensions
<u>14001 00016</u>	Tray for use in liners	600 x 400 mm
<u>19020 00103</u>	Tray for use in Medcart Drawers	600 x 400 mm

Standard article (non-standard articles have a longer delivery time)

Vita medication bins



The ABS injection moulded bins are mainly used in the Medcart to dispense medication but can also be used in all our other modular products.

The trays are a modular, orderly and ergonomic solution to the general management of your medication distribution process.

They can be subdivided by means of dividers to cater for the various dispensing times per patient. The front of the tray comes with a space to insert a label into.

Our medication distribution trays have been designed to fit individual bins per patient and to cater for the various dispensing times a day.



» Label holder in front

At the front there is space in the ergonomic handle to place a label. The holder clicks easily open so that the label can easily be placed and replaced.



» Easy to subdivide

The bins are equipped with a sliding system in which the ABS dividers fit. The dividers are continuously adjustable so that the bins can be optimally subdivided per application time.

The dividers are beveled at the bottom so that taking the medication out is considerably simplified.



» Modular use

The dimensions of the bins are such that, depending on the type, an ISO tray can accommodate 3, 4 or 6 T-clear bins.

» Vita medication bins



» Vita medication bins small

Article Number	Description	Number of bins / tray	Ext. Dimensions
15011 00068	Bin	6	89 x 384 x 55 mm
15011 00069	Divider	-	-
15011 00085	Label holder small		60 mm



» Vita medication bins large

Article Number	Description	Number of bins / tray	Ext. Dimensions
15011 00066	Bin	4	131 x 384 x 55 mm
15011 00067	Divider	-	-
15011 00078	Label holder large		100 mm



» Tray for Vita medication bins

Article Number	Description	Ext. Dimensions
14001 00037	Tray for use in liners	600 x 400 mm
19020 00113	Tray for use in Medcart Drawers	600 x 400 mm

Standard article (non-standard articles have a longer delivery time)

Medina medication bins



These compartmented medication bins are specifically used for medication distribution in Medcart Roller Shutters. They are subdivided for the various administration moments.


Thanks to the sliding and transparent lid, the medication remains in the correct compartment during transport. This avoids mistakes.

With compartmentalized medication bins, one can be provided per patient with several administration times per day.



» Labeling

On the front of the handle there is space to place a label. The various dividers indicate the application time.



» Easy to subdivide

The trays are equipped with a sliding system in which the dividers fit. The dividers are continuously adjustable so that the trays can be optimally subdivided per application time.



» Modular use

The tray has a size of 600 x 400 mm so that it not only fits in the Medcart Roller Shutter, but also in other ISO modular cabinets or racks. It is possible to place 8 trays per tray.

» Medina medication bins



» Medina tray with 8 bins

Article Number	Number of bins / tray	Ext. Dimensions
15011 00061	8	600 x 400 mm



» Medina tray without bins

Article Number	Ext. Dimensions
15011 00053	600 x 400 mm



» Medina medication bin with 3 subdivisions

Article Number	Ext. Dimensions
15011 00054	67 x 385 x 41 mm

Working with IMP



If your care institution decides to make the switch to supplying individual medication packaging (IMP), Belintra can also provide advice here regarding your medication process.

These are prepared per week in the (external) pharmacy.


There are numerous options for implementing the IMP system. In our advice we take your vision and operations into account.



» Dispensers

A medication box is provided for each resident. The medication is provided per resident for 7 days.

The rollers fit in a reusable plastic dispenser with a tear-off edge, which is available in various colors.




» Modular baskets

Each modular basket of 50 or 100 mm height is equipped with 6 medication boxes.

These are fixed with one long compartment divider. With the short dividers and T-piece, 6 individual compartments are created for storing the residual medication (effervescent tablets, medication plasters, ointments, etc.).

» Working with IMP




» Medicart Roller Shutter

This medication cart consists of:

Medicart Roller Shutter with straight liners with 5 modules with the medication boxes in (30 residents).

This medication cart can be further equipped with all possible accessories that can be found elsewhere in the catalogue.



» Medicart Drawers

This medication trolley consists of:

A drawer of 50 mm or extendable worktop or position for badge lock and 6 drawers of 100 mm with a module of 100 mm high with 6 medication boxes per basket (36 residents).

You can further equip this trolley with all possible accessories that you can find elsewhere in the catalog.



» Tambour Transport Carts

For larger departments of more than 30 residents or storage of medication rolls you can always use the roller shutter transport trolleys.

These are available in 1500 mm and 1800 mm high.

Closed modular care trolleys



These new care trolleys were developed to provide a versatile addition to the open modular ward trolleys.

The trolley is standard equipped with straight liners in which the modules and baskets 300 x 400 Type B fit.

This care trolley is available in two versions: without a door and with a transparent door in combination with a number lock. The standard colour of the body is grey.

* Visual material not binding.

This closed modular care trolley is a derivative of the Medcart Drawers Small. The body, the synthetic worktop, the angle profiles for attaching the accessories and the wheels are identical in quality and functionality.



» Synthetic worktop

The sleek synthetic worktop consists of **one continuous surface** with raised edges on 3 sides. There are **no sharp edges**, which makes the worktop easy to clean.

The worktop has a high scratch resistance, suitable for all common cleaning products and disinfectants and is UV- and heat-resistant. Everything wipes right off, even disinfectants that stain like ISO Betadine®.

A stainless steel worktop is also possible upon request.



» Corner profiles

The extrusions are designed as such, that all Belintra accessories can be installed very easily, even by your own technical staff.

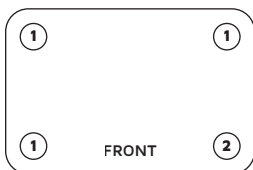


» Castors

The castors meet the highest quality standards, and the design is the result of years of expertise. Studies have shown that the dual castors result in **50% less rolling resistance and improved maneuverability of the cart.**



The closed modular care trolleys has dual Tente® swivel castors, 1 with a brake (antistatic).



1. Swivel castor
2. Swivel castor with brake - antistatic

Option: swivel castor with brake and/or swivel castor with directional lock



» Transparent door

The transparent door is made of high-quality polycarbonate (PC). These doors score excellent in terms of impact resistance, high strength and transparency. This is due to careful raw material and material selection in combination with continuous quality maintenance during the production process.

The door is equipped with two magnetic closures.



» Handle

The door has a vertical handle in aluminium look which, thanks to the rounded corners, can be easily cleaned and disinfected.

The handle is ergonomic and has a lacquered finish that is soft to the touch.



» Hinges

The care carts with a PC door have 2 hinges on the right side that allow the door to be opened 270°.



» Accessories

The accessories are mounted in the corner profiles. All accessories that are suitable for the Medcart Drawers Small can also be mounted on the closed modular care trolley.

If the cart is finished with a door, the accessories can only be mounted on the left side.



» Number lock

The trolley with door is equipped with a combination lock LS101 from Safe-o-Tronic® for protection against unauthorized access.

The default 4-digit code can be changed to a new unique code.






» Liners

The care trolley is preferably filled in on the inside with straight liners Type B-2 with 24 positions. The liners must be ordered separately.

For further completion with baskets, we refer you to the diagram below. You must order these separately according to your needs.

Dimensions closed modular care trolley: 502 x 464 x 1102 mm

Standard height worktop: 1052 mm

Number of positions	B-2	B-1	
Total	24	16	
Module or basket of 50 mm	2	2	
Module or basket of 100 mm	4	3	
Module or basket of 200 mm	6	5	

» Closed modular care trolleys




» Closed modular care trolley

Article Number	Description
<u>19037 00001</u>	without door
<u>19037 00003</u>	with transparent door and number lock



» Set of straight liners Type B-2 (these must be ordered separately)

Article Number	Description	Number of positions
19037 00004	straight liner	24



» Set of ergonomic liners Type B-1 (these must be ordered separately)

Article Number	Description	Number of positions
Upon request	ergonomic liner	16

Content: to be ordered separately. See chapter Modular Transport & Storage.

Open modular ward trolleys



Our range of open, modular ward trolleys distinguishes itself in terms of durability, hygiene, excellent manoeuvrability and load-bearing capacity. These trolleys were designed in accordance with the Euronorm standard.

They all have a high-quality, powder-lacquered steel frame. Their finish is UV resistant, scratch proof and impervious to most chemical products. This trolley meets the most stringent hygiene requirements.

Thanks to the addition of the additive **Bacto-Stop** to the coating of the ward trolley, **the multiplication of all common bacteria is prevented.**

The various models allow you to cater for the most diverse nursing care situations.



» Runners

The runners have been manufactured from polyamide and have been fitted with a built-in stop to ensure maximum user comfort. The choice of material and the standard sound absorber ensure that the baskets have **less sliding resistance** and that the ward trolley is **less noisy** when being wheeled through the wards.


The runners can be flexibly adjusted at intervals of 25 mm. This allows you to make the best possible use of the available storage space. Slots not in use are covered.



» Accessories

The ward trolleys have also been fitted with a number of attachment points to accommodate a range of accessories. Even long after you took delivery of the trolley, its accessories can be adjusted, even by your own technical staff.

Belintra uses accessories that are screwed in rather than hooked on, which prevents damage to the lacquer, noise, loss and theft.



» Castors

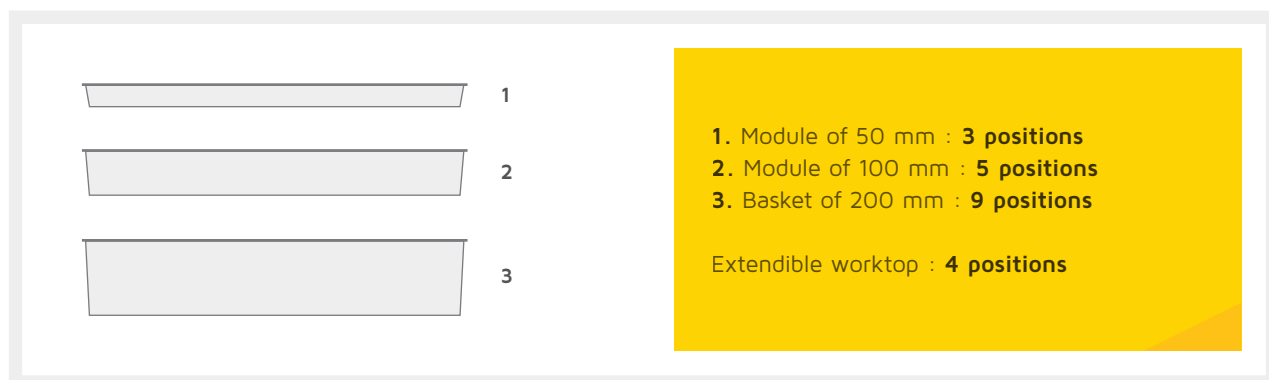
The 4 x Ø 100 mm swivel castors have low rolling resistance and are noiseless. The corners have been fitted with rubber bumpers.

Open modular ward trolleys - Configurations

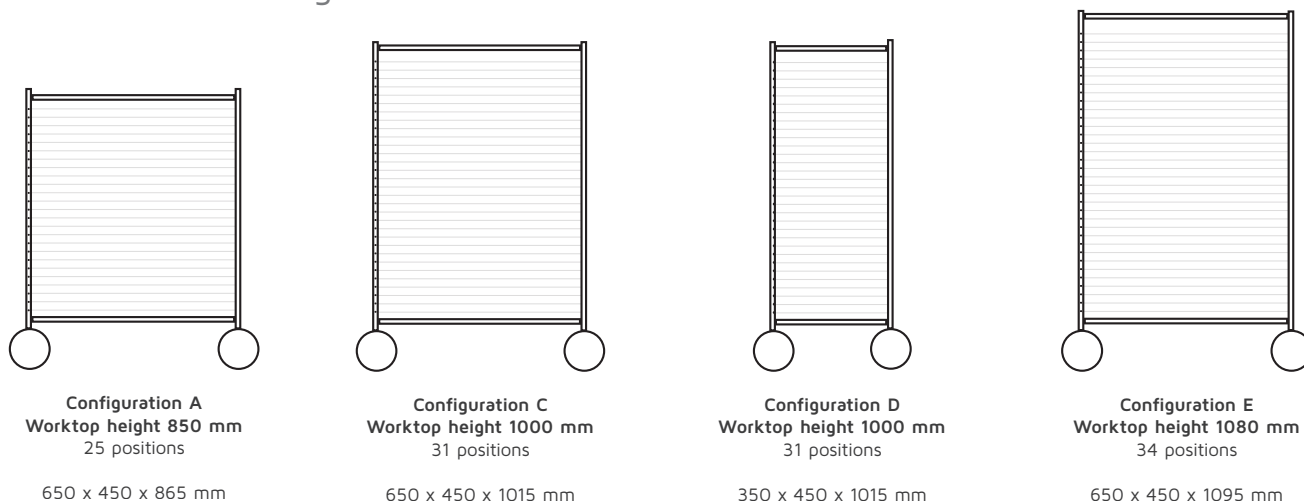
Every ward trolley comes with a number of slots to fix the runners. Between every slot there is a gap of 25.4 mm. The chart below shows you how you can subdivide the trolleys.

Slots that are not in use are covered. To guarantee ease of use, we have left the 2 upper sections open.

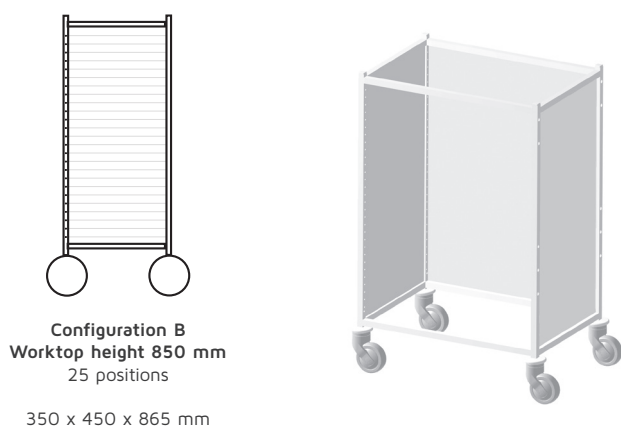
These standard configurations are equipped with polyamide guides and a HPL worktop. Baskets and accessories are not included.



» Standard configurations



» Configurations on demand



Upon request

The open modular nursing trolleys can also be closed with solid HPL walls. These nursing carts are available in different sizes.

Open modular ward trolleys - Accessories



» Polyamide guides

Article Number	Description	Ext. Dimensions
<u>14005 00027</u>	Per pair	400 mm



» HPL laminate worktop

Article Number	Ext. Dimensions
<u>14006 00003</u>	600 x 400 x 6 mm
<u>14006 00002</u>	300 x 400 x 6 mm



» Synthetic worktop

Article Number	Ext. Dimensions
<u>18003 00138</u>	600 x 400 x 3 mm
<u>18003 00139</u>	300 x 400 x 3 mm



» Push handle

Article Number	Ext. Dimensions
<u>18003 00141</u>	400 mm



» Connecting unit for PC baskets 300 x 400 mm

Article Number	Ext. Dimensions
<u>18003 00018</u>	345 x 445 mm

Standard article (non-standard articles have a longer delivery time)

» Open modular ward trolleys - Accessories



» Wire waste basket

Article Number	Description	Capacity	Ext. Dimensions
<u>18003 00050</u>	-	20 l	300 x 175 x 430 mm
18003 00115	With lid	20 l	300 x 175 x 430 mm



» Fold-down worktop

Article Number	Maximum weight	Ext. Dimensions
<u>18003 00022</u>	15 kg	445 x 350 mm



» Drain fixture

Article Number	Description	Int. Dimension	Ext. Dimensions
<u>18003 00104</u>	Side drain for ward trolley	160 mm	445 x 165 x 108 mm
18003 00074	For Stala structure	130 mm	600 x 135 x 82 mm



» Stainless steel serum holder

Article Number	Description
<u>14008 00004</u>	With 2 hooks
14008 00006	With 4 hooks



» Wally® waste bin with knee lever

Article Number	Capacity	Ext. Dimensions
18003 00061	8 l	220 x 200 x 360 mm


Standard article (non-standard articles have a longer delivery time)

» Open modular ward trolleys - Accessories



» Retractable worktop

Article Number	Ext. Dimensions
18003 00019	600 x 400 mm
18003 00100	300 x 400 mm



» Frame on telescopic runners for baskets

Article Number	Ext. Dimensions
18003 00063	600 x 400 mm
18003 00088	300 x 400 mm



» Stala base structure for different tray types

Article Number	Description	Ext. Dimensions
18003 00004	Structure without trays	650 x 20 x 600 mm



» Trays for Stala structure

Article Number	Description
<u>15010 00001</u>	3 trays
<u>15010 00002</u>	4 trays
<u>15010 00003</u>	5 trays
15010 00004	6 trays



» Flex arm with clamps for portable

Article Number	Description	Ext. Dimensions
14009 00042	For mounting on connecting unit or worktop	420 x 250 x 30 mm

Standard article (non-standard articles have a longer delivery time)

» Open modular ward trolleys - Accessories



» Universal arm for laptop

Article Number	Description	Ext. Dimensions
14009 00018	For mounting on connecting unit or worktop	370 x 290 mm



» Containerholder for needles

Article Number	Ext. Dimensions
<u>19010 00007</u>	120 x 121 x 200 mm



» DIN-rail (including spacers)

Article Number	Description	Ext. Dimensions
<u>18003 00152</u>	For the side of the modular ward trolley	510 x 25 x 10 mm



» Opiate drawer with fixed lid with number or badge lock

Article Number	Description	Ext. Dimensions
14001 00070	Version with number lock - W-type with module type B 100 mm	100 x 600 x 400 mm
14001 00071	Version with number lock - W-type with module type B 200 mm	200 x 600 x 400 mm
14001 00072	Version with badge lock LS300 Safe-O-Tronic - W-type with module type B 100 mm	100 x 600 x 400 mm
14001 00073	Version with badge lock LS300 Safe-O-Tronic - W-type with module type B 200 mm	200 x 600 x 400 mm

Standard article (non-standard articles have a longer delivery time)



MERANTO OÜ

Siduri 3
11313 Tallinn/Estonia Tel.:
+372 50 181 04
sales@merianto.com
info@merianto.com
www.merianto.com
www.meriantomedical.com